

# **TRANSPORT PRO**

## **Transport Pro Exchange: Enterprise**

## Table of Contents

Transport Pro Exchange.....	3
Load Map.....	3
Search Loads.....	5
Equipment Map.....	6
Search Equipment.....	7
Inbound Equipment Report.....	8

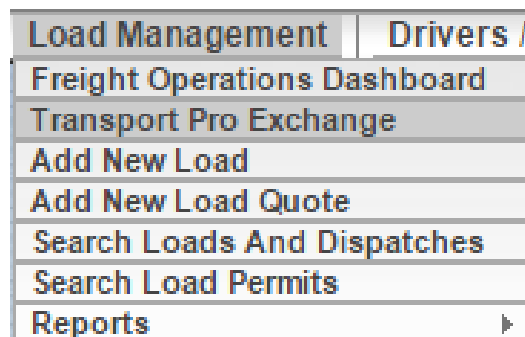
## Transport Pro Exchange

Transport Pro features a component called Transport Pro Exchange, which allows users to search for and post loads and empty trucks. Transport Pro does interface with DAT and Get Loaded, so brokers can post available loads and choose to have the loads posted on the other load boards automatically as well. Transport Pro Exchange provides a load map with real-time pinpoints that define the origin, destination, age, and weight of the load. You can also search for available equipment in the same fashion. This guide details how to use the Transport Pro Exchange component.

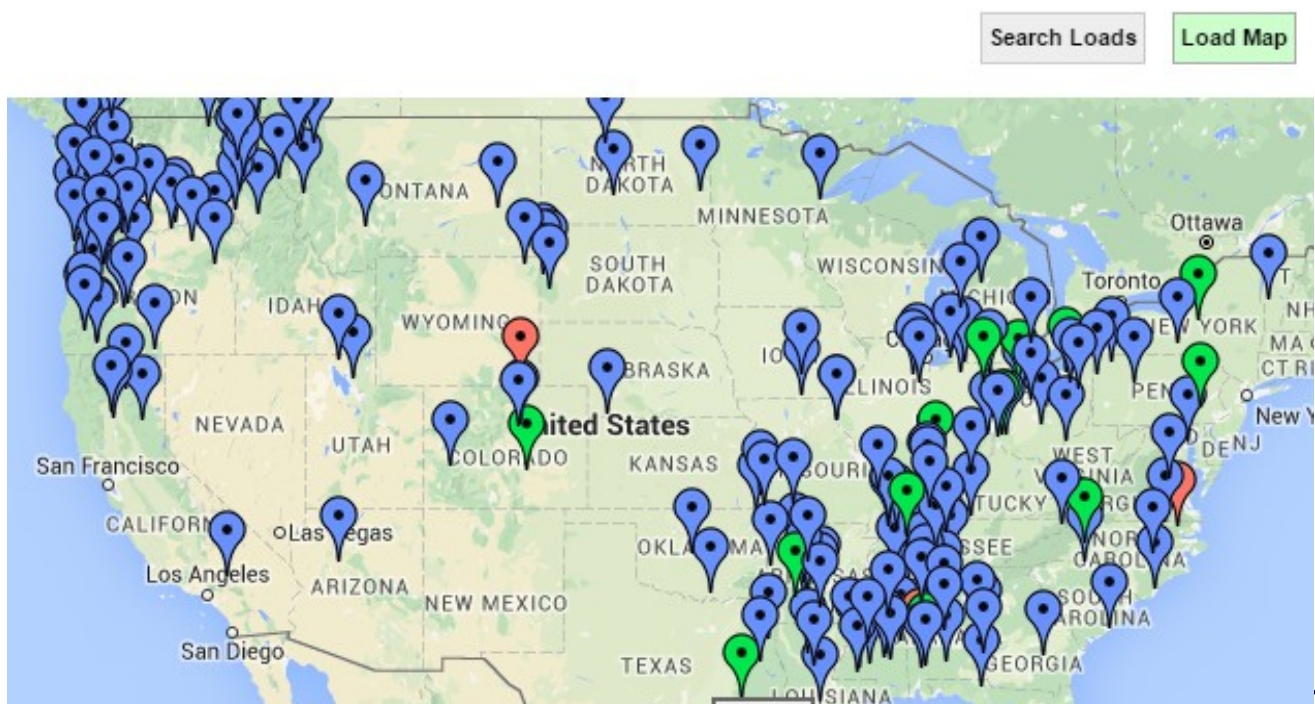
### Load Map

Transport Pro allows you to search for available loads via real-time pinpoints. When you click on the desired pinpoint, detailed information about that load will be displayed.

1. Follow the path in the menu Load Management>Transport Pro Exchange.



2. A Transport Pro Exchange window will open. The green tab at the top represents the page you are on in the Exchange. You can click on different tabs to access different information.



3. On the Load Map page, click on the pinpoints for detailed information on the load. The detailed information will appear directly below the load map.

Origin	Destination	Age	Pickup
Flowood, MS	Litchfield, IL	44 minutes	09/11/2015
Flowood, MS	Benton, AR	44 minutes	09/11/2015
Flowood, MS	Knoxville, TN	44 minutes	09/11/2015

4. If you want to view more details about the load, including contact information, click on the “details” link. More load details will be displayed.

Size	Weight	Miles	Details
TL	48,000	245	

#### Dates

Pickup Date	09/11/2015
Delivery Date	09/14/2015
Date Posted	09/11/2015 11:35

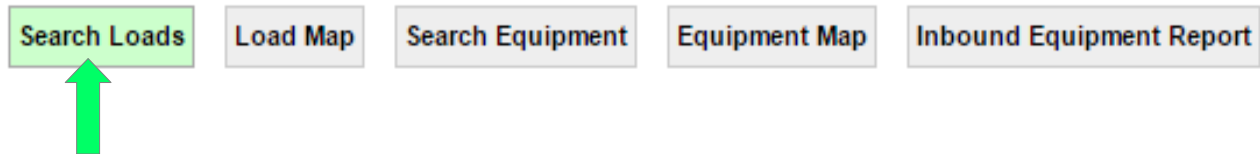
#### Contact Info

Company	TSH, Inc
Name	Tom Moore
Phone	601-824-7444

## Search Loads

If you want to search for loads based on specific criteria, the system allows you to do so. You have the ability to search by origin and destination city/state, and trailer type as well as other criteria.

1. Click on the “Search Loads” tab at the top of the Transport Pro Exchange screen.



2. Filter any preferred criteria and click “Get Report.” A list of available loads that meet your search criteria will generate.

### Search Loads

map			
Origin (City / State)	<input type="text"/>	-- ▼	- Se
Destination (City / State)	<input type="text"/>	-- ▼	- Se
Pickup Date	From: <input type="text"/>	<input type="text"/>	To: <input type="text"/>
Delivery Date	From: <input type="text"/>	<input type="text"/>	To: <input type="text"/>
		Get Report	Clear Save Search

Origin	Destination	Age
Fairfield, OH	Bowling Green, KY	1 hours

3. To view more details about a specific load, including contact information, click the “details” link next to the appropriate load.

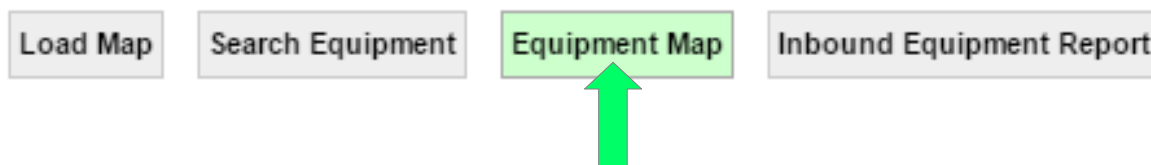
Size	Weight	Miles	
TL	48,000	245	Details



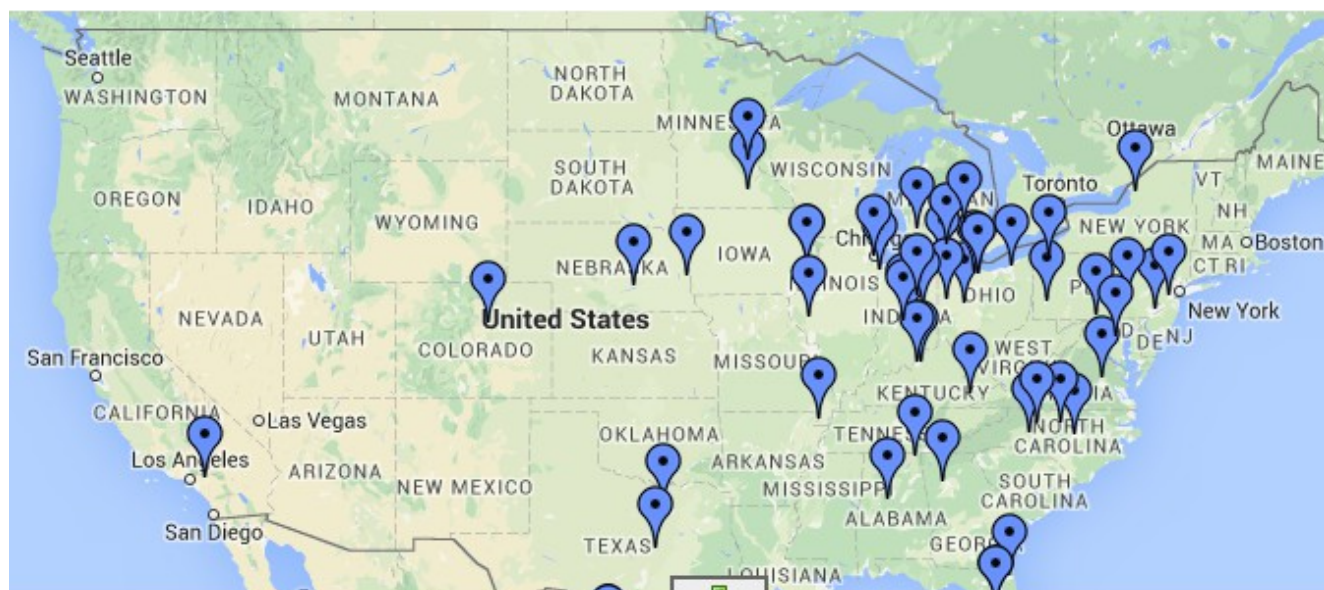
## Equipment Map

Transport Pro Exchange allows you to search for equipment the same way you search for loads. The equipment map displays real-time pinpoints of available equipment. When you click on a pinpoint, detailed information about that specific piece of equipment will be displayed.

1. Click on the “Equipment Map” tab at the top of the Transport Pro Exchange page.



2. A map with real-time pinpoints that represent available equipment will be displayed.



3. To view equipment details, click on the desired pinpoint. A list of details will generate directly below the map.

Equipment Location	Date Available	Preferred Destination	Equipment
Union City, PA	09/14/2015	Flexible	Flatbed

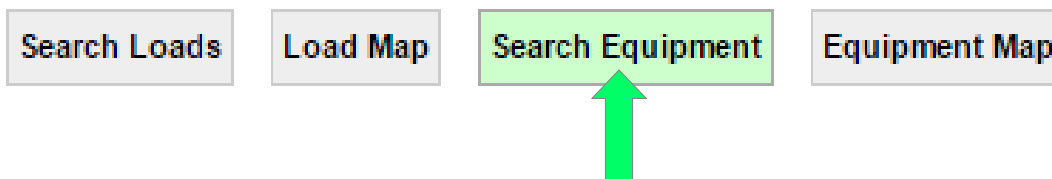
4. To view more details, including contact information, click on the “details” link to the right of the appropriate load.

Dispatcher Name	Dispatcher Phone	Details
Jose Zamora	956-242-0088	<a href="#">Details</a>

## Search Equipment

If you want to search for equipment based on specific criteria, the system allows you to do so. You have the ability to search by location, date available and trailer type.

1. Click on the “Search Equipment” tab at the top of the Transport Pro Exchange page.



2. Filter any preferred criteria and click “Get Report.” A list of available equipment that meets your specific criteria will generate.

### Search Equipment

Location (City / State)	<input type="text"/>	- State - ▼	- Radius - ▼
Date Available	From: <input type="text"/>	To: <input type="text"/>	
Viewed?	All ▼		
<input type="button" value="Get Report"/> <input type="button" value="Clear"/> <input type="button" value="Save Search"/>			

### Report Results (59)

Equipment Location	Date Available	Preferred Destination	Equipment
Marion, IN	09/04/2015	Flexible	Conestoga
Mebane, NC	09/04/2015	Flexible	Flatbed
Muncie, IN	09/08/2015	Flexible	Flatbed
Chicago, IL	09/08/2015	Flexible	Van

3. To view more details on a specific piece equipment, including contact information, click the “details” link to the right of the desired piece of equipment.

Dispatcher Name	Dispatcher Phone	
Aaron Belcher	260-208-4500	<a href="#">Details</a>
Aaron Belcher	260-208-4500	<a href="#">Details</a>
Gaylon Barr	260-208-4500	<a href="#">Details</a>

## Inbound Equipment Report

Transport Pro provides an Inbound Equipment Report that shows any incoming equipment. You have the ability to search by location and radius.

1. Click the Inbound Equipment Report tab at the top of the Transport Pro Exchange page.



2. Filter any preferred criteria and click “Get Report.” A list of inbound equipment reports will generate based on your criteria.

**NOTE:** To view detailed information on an inbound equipment report, click on any of the blue links.

### Inbound Equipment Report

Inbound Location	<input type="text"/>	
	<input type="button" value="Get Report"/>	<input type="button" value="Clear"/>

Report Results (53)  
[1](#) | [2](#) | [3](#) | » [3]

Inbound Location	Today	1 Day Out
Ann Arbor, MI	1	0
Ashland, VA	1	0
Aurora, CO	0	0