



Samsara Routing & Document Integration

Table of Contents

Introduction	3
Setup in Transport Pro	3
Send the Dispatch Information from Transport Pro	4
How the Driver Will Navigate the Dispatch Workflow in the Samsara App	5
How the Status & Location Updates Appear in Transport Pro	8
How to use the Samsara Document Indexing Integration	9

Introduction

Transport Pro integrates with the Samsara routing and document workflows. This integration allows operations users to send the dispatch information to drivers in the Samsara app, the drivers can then accept the load, update their own dispatch status, and send paperwork directly to the load in Transport Pro.

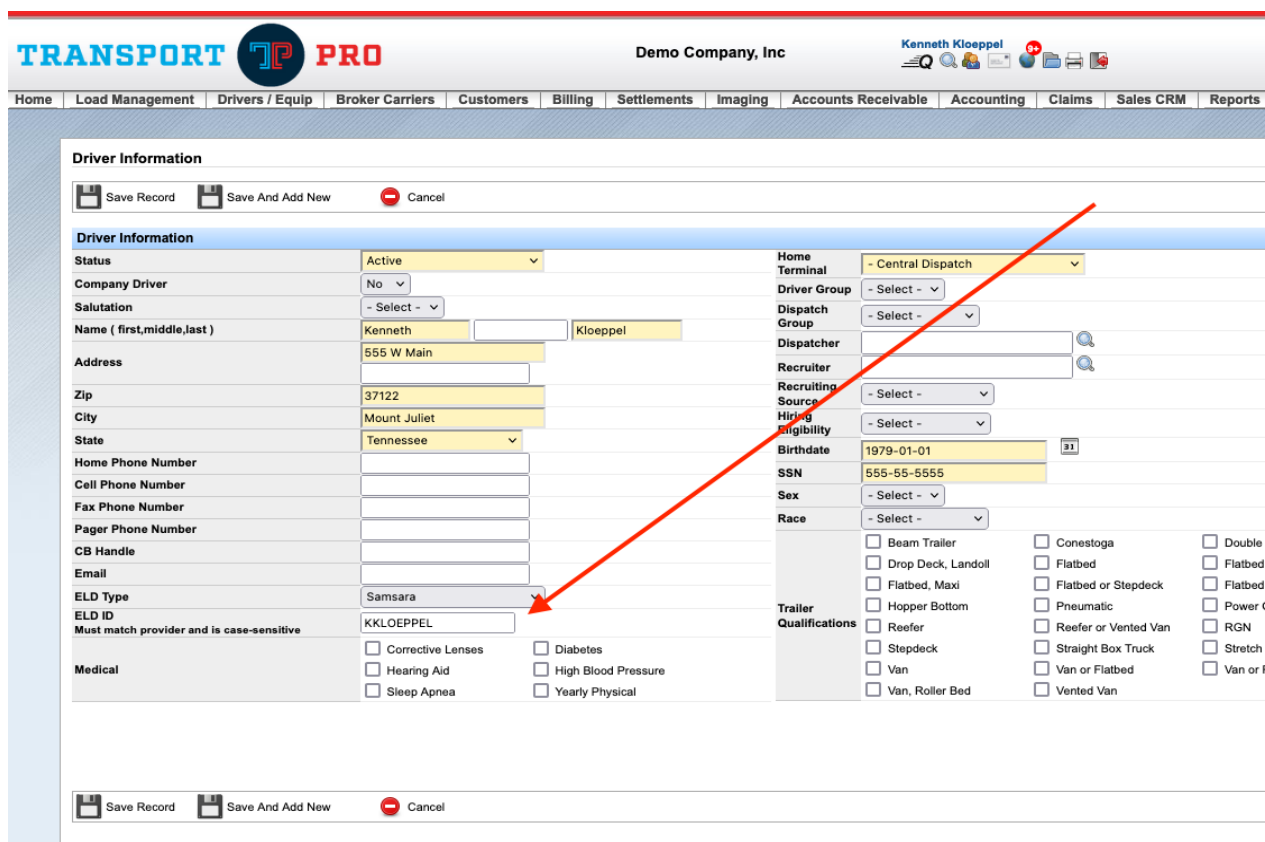
Additionally, we have the ability to set up messaging, pull over the locations, and hours of service (HOS) in real time, and can pull over odometer readings for Transport Pro customers using the preventative maintenance module.

If you are new to Transport Pro and Samsara, and are starting the integration from scratch, please reach out to our technical support team by emailing support@transportpro.net.

Setup in Transport Pro

In order for this integration to work, the very first thing you must do is set up your driver profiles in Transport Pro accordingly. You will need to select “Samsara” from the “**ELD Type**” drop-down menu, and then enter the driver’s username in the “**ELD ID**” field. The ID is the username that the driver uses to log into the Samsara app, and is case-sensitive.

Once you have entered this information, save the record.



The screenshot shows the 'Driver Information' form in the Transport Pro application. The form is divided into several sections. The 'Driver Information' section includes fields for Status (Active), Company Driver (No), Salutation (- Select -), Name (first,middle,last) (Kenneth), Address (555 W Main), Zip (37122), City (Mount Juliet), State (Tennessee), Home Phone Number, Cell Phone Number, Fax Phone Number, Pager Phone Number, CB Handle, Email, ELD Type (Samsara), ELD ID (KKLOEPEL), and Medical (Corrective Lenses, Hearing Aid, Sleep Apnea, Diabetes, High Blood Pressure, Yearly Physical). The 'Home Terminal' is set to 'Central Dispatch'. The 'Driver Group' is set to '- Select -'. The 'Dispatch Group' is set to '- Select -'. The 'Dispatcher' is set to '- Select -'. The 'Recruiter' is set to '- Select -'. The 'Recruiting Source' is set to '- Select -'. The 'Eligibility' is set to '- Select -'. The 'Birthdate' is 1979-01-01. The 'SSN' is 555-55-5555. The 'Sex' is set to '- Select -'. The 'Race' is set to '- Select -'. The 'Trailer Qualifications' section includes checkboxes for Beam Trailer, Drop Deck, Landoll, Flatbed, Maxi, Hopper Bottom, Reefer, Stepdeck, Van, Van, Roller Bed, Conestoga, Flatbed, Flatbed or Stepdeck, Pneumatic, Reefer or Vented Van, Straight Box Truck, Vented Van, Double, Flatbed, Flatbed, Power, RGN, Stretch, and Van or I.

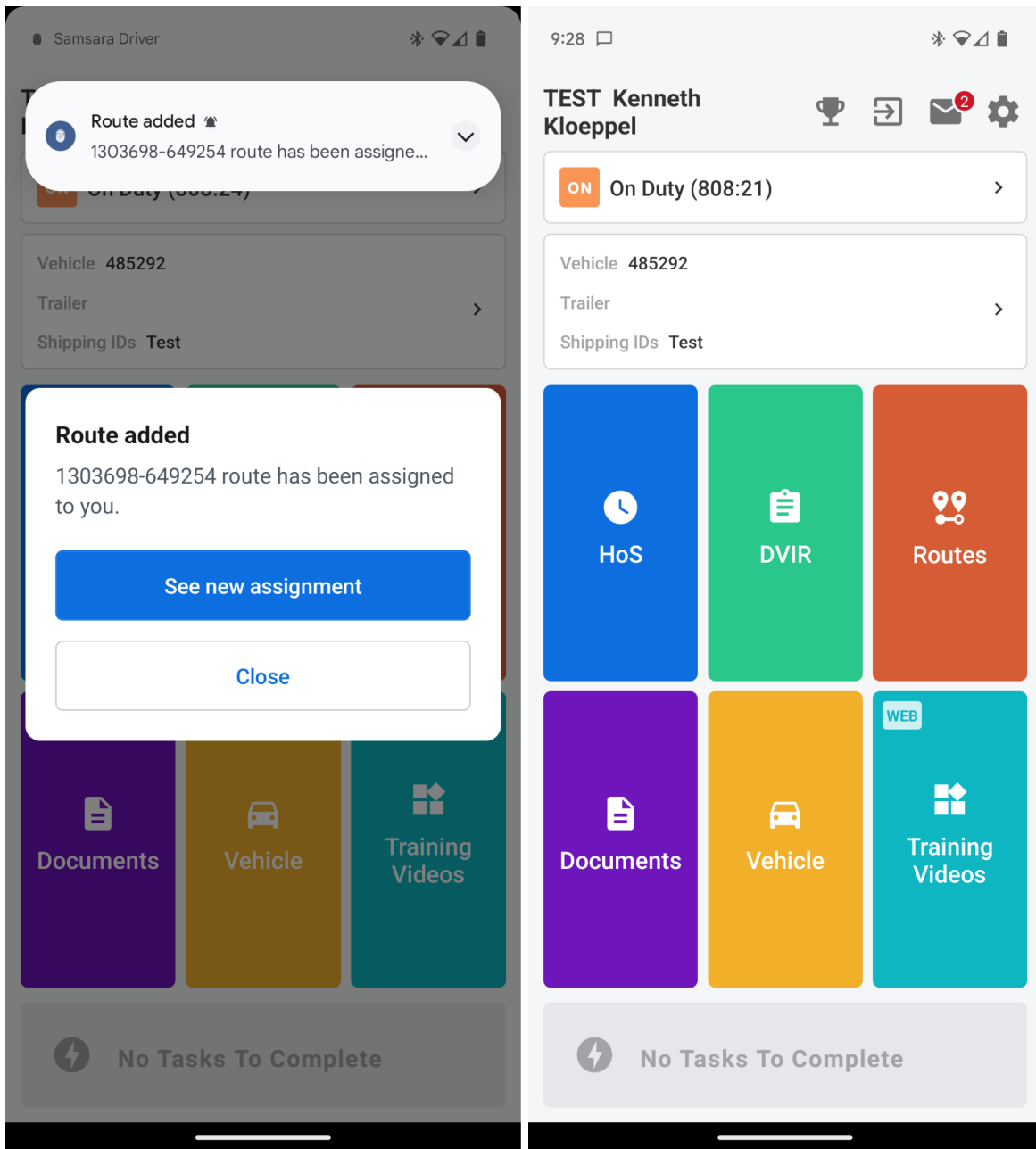
NOTE: Only the dispatch/route information is sent to the Samsara app; it will not include the pay information. If you wish to send the dispatch AND the pay information to owner operators, then you can send the PDF via email in addition to sending the basic route information to the app.

Edit Dispatch			
Save Dispatch		Cancel	
Dispatch comments available - click to expand			
Load ID	1303698	Dispatcher	Kenneth Kloeppel
Dispatch Status	Planned ▾	Dispatch Date	2023-09-19 8:30
Dispatch Who	Owner Operator ▾	Dispatch Type	Original Dispatch ▾
Driver	5942 - Kloeppel, Kenneth	Driver's Email	support@transportpro.net Send Confirmation? ▾
Tractor	KK11257 - 2024	ELD Available Send Dispatch To ELD	
Trailer	* 12104 - Great Dane - - Fla		
Drop this trailer? <input type="checkbox"/> Yes			
Dispatch Information (/ Stops)			Edit Origin/Dest
Set Initial Check Date: <input type="text"/>			
Inc Type	Address	Arrival	Departure
<input checked="" type="checkbox"/> SH	392 US HWY 321 BYPASS S Winnsboro, SC 29180	2023-09-19 12:00	<input type="text"/>
<input checked="" type="checkbox"/> CN	8827 OLD RIVER RD Marcy, NY 13403	<input type="text"/>	2023-09-20 08:00
Move Miles 842		Fuel Miles 842	
Dispatch Pay Percentage ▾		Load Billing	Load Pay
Percent	75 %	Freight	This Dispatch 1650.00
Freight Pay	1650	Fuel	Other Dispatches <input type="text"/>
Fuel/Other	0	Other	Total Pay 1650.00
		Total	Gross Profit \$550.00 25%
Pending Earnings / Deductions Manage			
Internal Comments		Dispatch Comments	

How the Driver Will Navigate the Dispatch Workflow in the Samsara App

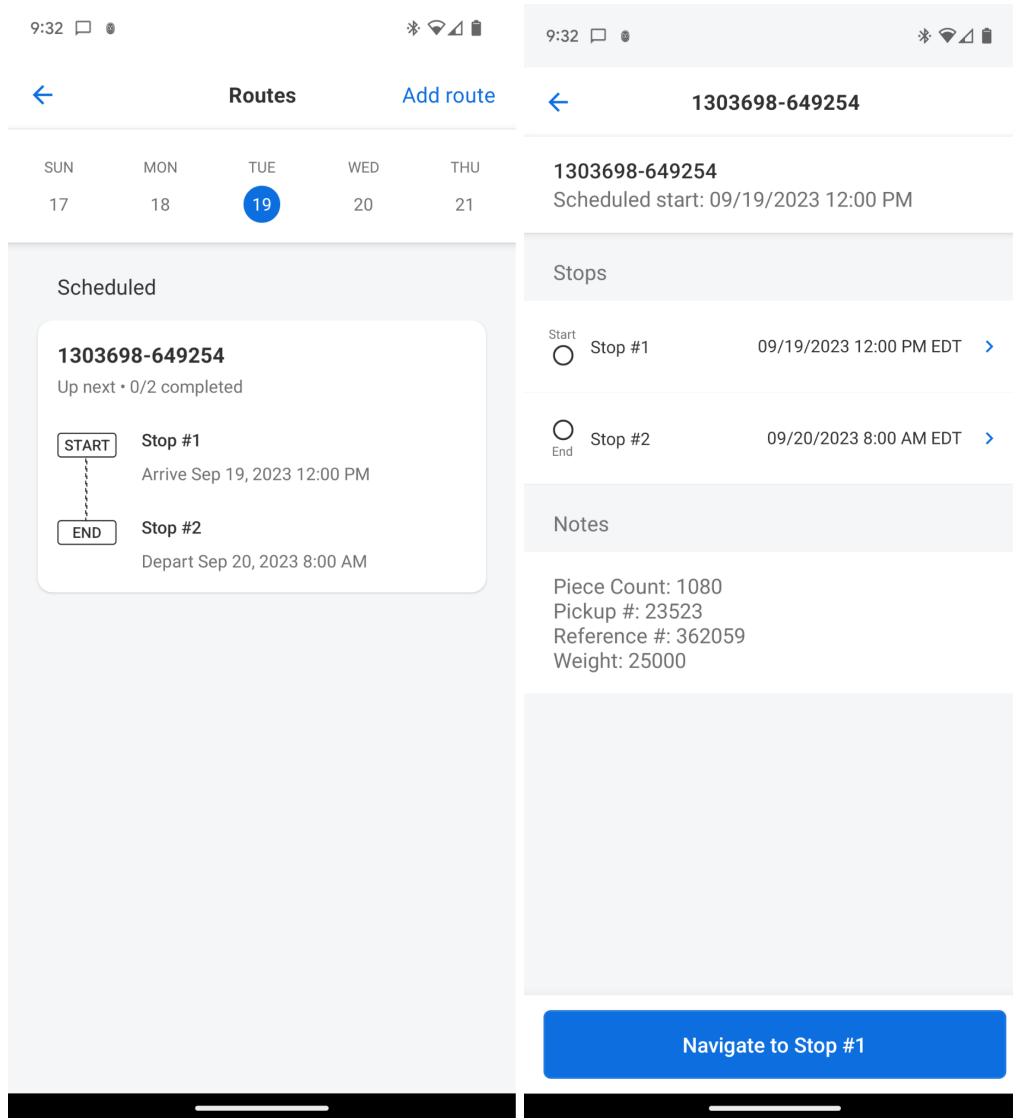
Once you have selected to send the route information to the driver's ELD, the driver will see a screen that looks like the screenshots below when they open their Samsara app.

The driver will receive a notification that a new route has been assigned. The driver can either click **"See New Assignment,"** or click on the orange **"Routes"** button in the Samsara app to see the assignment.

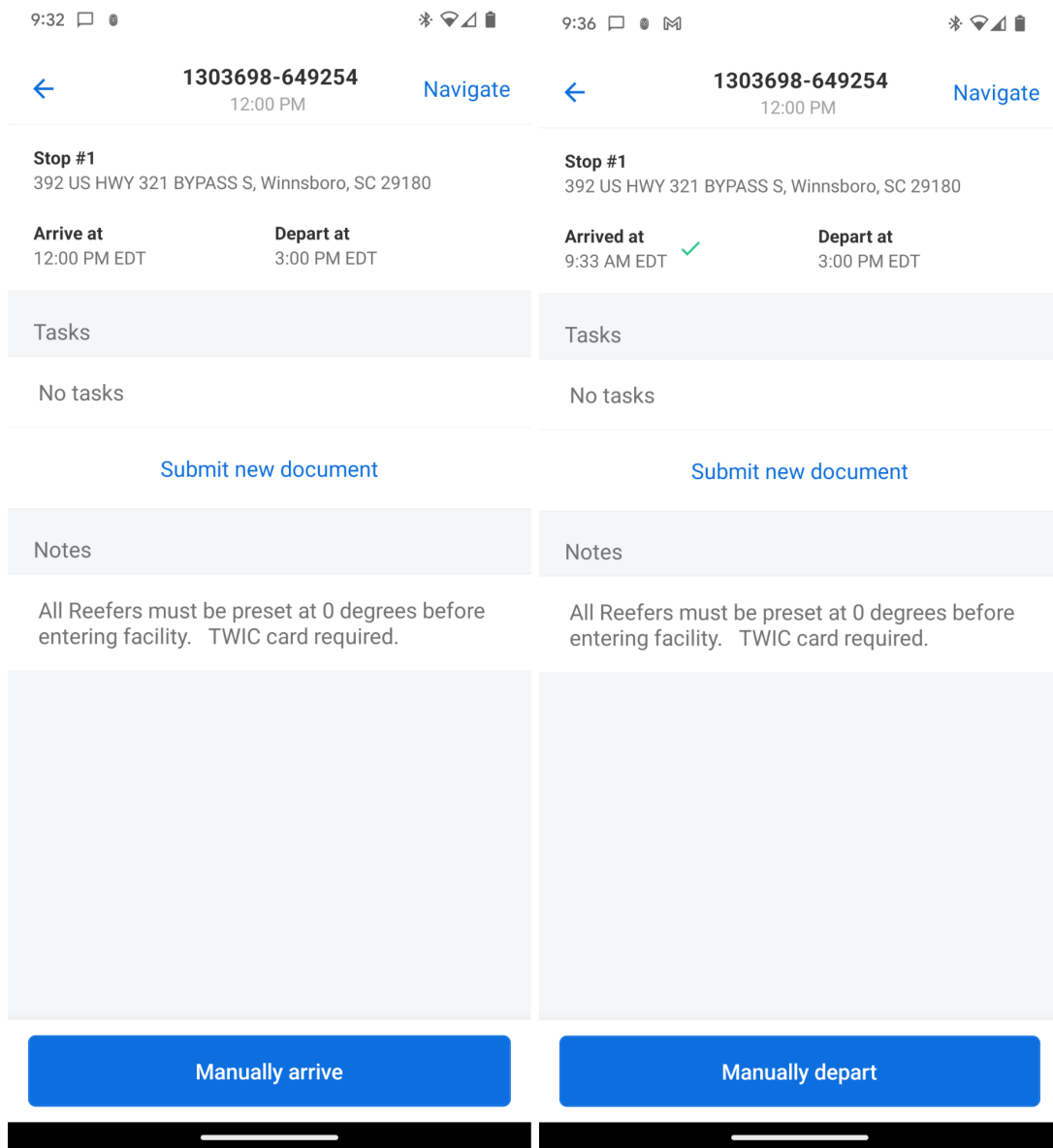


When the driver clicks to view the details of the assignment, it will look like the following screenshots below inside of the Samsara app.

NOTE: Any “special instructions/directions” or “HOT Comments” that have been entered on the load inside of Transport Pro **WILL** transfer to the app for the driver to see.



The blue buttons at the bottom of the screen in the Samsara app prompt the drivers to log their arrival and departure at each stop.



How the Status & Location Updates Appear in Transport Pro

As the drivers log their arrival and departure at each stop inside of their Samsara app, that will automatically communicate back to Transport Pro, and you will see that reflected in the dispatch status and in/out times of the shipment inside of your Transport Pro system.

You should also see the location pings updating in your Transport Pro system when a driver is in transit..

Both the dispatch status and location updates will show on your Freight Operations Dashboard as well as in the Track & Trace window in Transport Pro.

NOTE: The user responsible for entering the load will need to make sure that each stop has in/out times entered. These dates/times cannot overlap.

Active Drivers (1)				Current Load		Next Load	Manage
Driver Name Kenneth Kloeppel Phone # 615-271-2473	Dispatcher Home Terminal Central Dispatch 615-271-2473	HOS Status HOS Not Active	Notes add driver note	Load #1303698 Status: At Shipper	Pending location update Tractor: KK11257 Trailer: 12104	Click here to find next load.	
Current Equipment Tractor: KK11257 Trailer: 12104 (Flatbed)				WINNSBORO DC Winnsboro, SC 09/19/2023 10:33	DC 6038 Marcy, NY 09/20/2023 08:00		

Home

Lo

Load #1303698 - Winnsboro, SC to Marcy, NY

Schedule Reminder

Owner Operator

Driver

Kenneth Kloeppel

Tractor: KK11257

Trailer: 12104

Internal Contacts

Terminal: BY - Central North

Booked by Kenneth Kloeppel: 615-823-1937 x1

Dispatched by Kenneth Kloeppel: 615-823-1937 x1

TEXT MESSAGING

American Cast Iron (manual)

CURRENT STATUS: At Shipper

NEXT STOP

392 US HWY 321 BYPASS S

Winnsboro, SC

CONTACT INFO

ANGELA

803-815-7095

Flexible / FCFS

Scheduled: Tuesday, 09/19/2023 from 12:00 - 15:00

LOAD INFORMATION

UPDATE DISPATCH STATUS

ESCALATE ISSUE

UPDATE BOL, # PIECES, ETC

SEND EDI APPOINTMENT

EDI UPDATE HISTORY

- Enter tracking note -

SAVE

Show Locations

Show Map

Sep 18 @ 16:44

LITHONIA, GA

Samsara

Sep 18 @ 16:29

LITHONIA, GA

Samsara

Sep 18 @ 16:14

LITHONIA, GA

Samsara

Sep 18 @ 15:59

LITHONIA, GA

Samsara

Sep 18 @ 15:45

LITHONIA, GA

Samsara

Sep 18 @ 15:29

LITHONIA, GA

Samsara

Sep 18 @ 15:10

LITHONIA, GA

Samsara

Sep 18 @ 14:58

LITHONIA, GA

Samsara

Sep 18 @ 14:40

LITHONIA, GA

Samsara

Sep 18 @ 14:30

LITHONIA, GA

Samsara

Sep 18 @ 14:14

STONE MTN, GA

Samsara

Sep 18 @ 13:59

LILBURN, GA

Samsara

Sep 18 @ 13:44

NORCROSS, GA

Samsara

Sep 18 @ 13:30

NORTH METRO, GA

Samsara

Sep 18 @ 13:14

SUWANEE, GA

Samsara

Sep 18 @ 12:59

SUWANEE, GA

Samsara

Sep 18 @ 12:44

SUWANEE, GA

Samsara

Sep 18 @ 12:29

SUWANEE, GA

Samsara

Sep 18 @ 12:15

SUWANEE, GA

Samsara

Sep 18 @ 11:59

BUFORD, GA

Samsara

Setup Tracking

01/08/2023 06:00

0

15

09/13/2023

1142

09/23/2023

1142

06/15/2023

2009

03/29/2022

1142

09/23/2020

1142

03/29/2022

1142

03/28/2022

1142

before 15:00

1142

01/21/2022 14:30

21

63

01/21/2022 14:30

21

63

01/21/2022 14:30

21

63

01/21/2022 14:30

21

63

01/21/2022 14:30

21

63

09/21/2021

09:00 - 13:00

421

Current Equipment

Tractor: KK11257

Trailer: 12104 (Flatbed)

HOS Not Active

[add driver note](#)

U

R

R

E

N

T

Status: At Shipper

WINNSBORO DC

Winnsboro, SC

09/19/2023 10:33

Tractor: KK11257

Trailer: 12104

DC 6038

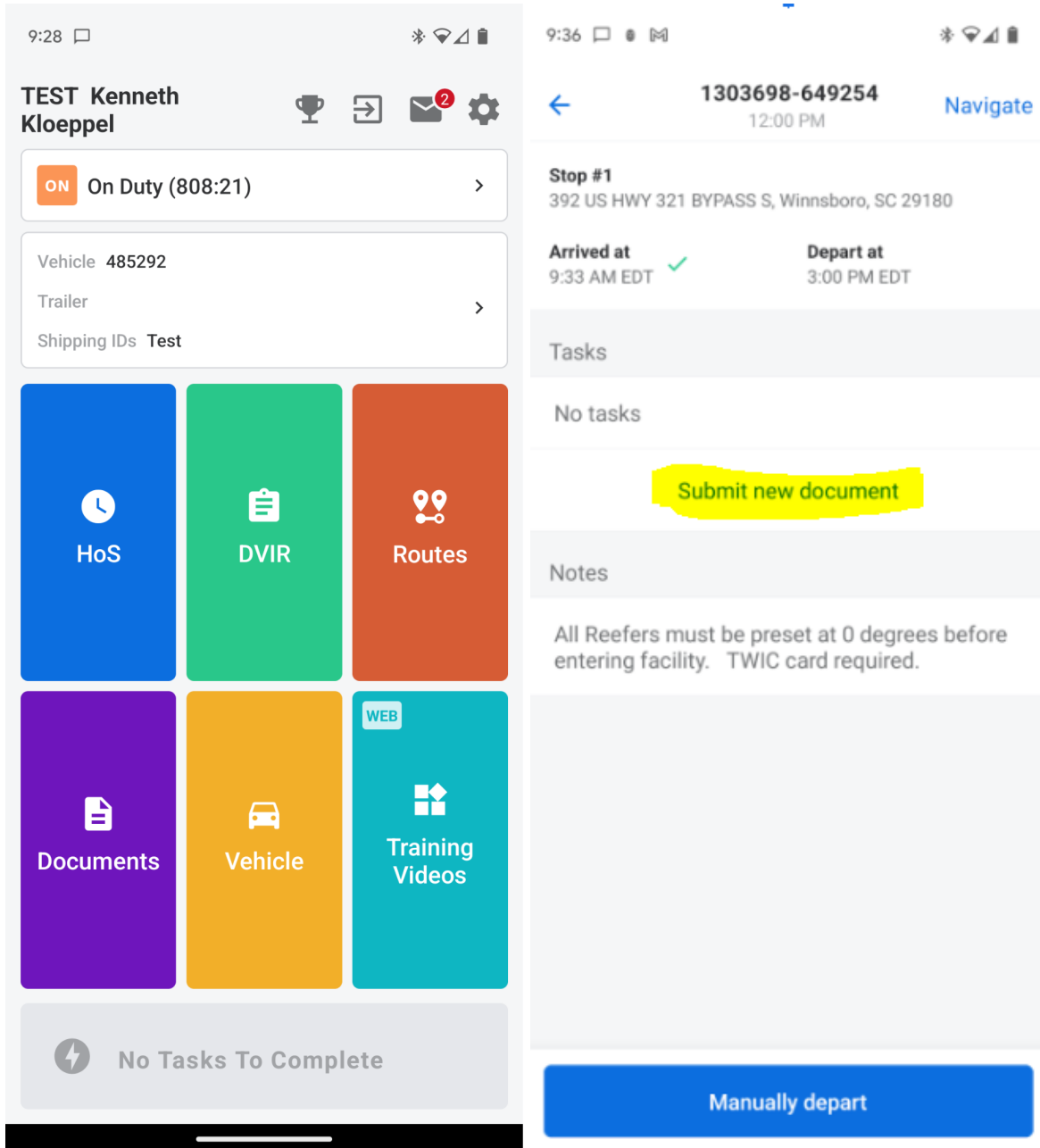
Marcy, NY

09/20/2023 08:00

How to use the Samsara Document Indexing Integration

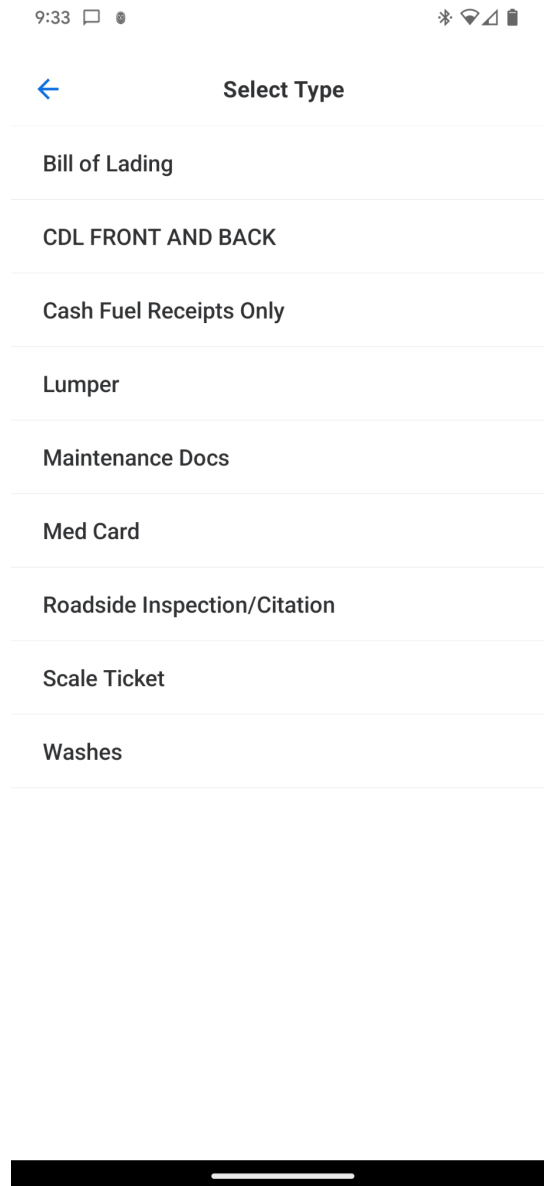
In addition to the dispatch workflow, drivers also have the ability to send their paperwork directly to the load in Transport Pro, eliminating the need for a back office staff member to manually index the paperwork to each shipment.

The driver can click on the purple “**Documents**” button inside of the Samsara app to begin uploading documents. There is also a link inside each shipment in the app to “submit new document.”



The driver will then be prompted to take a picture of the document and to label the document accordingly. The driver will see a list of document types to choose from in their app.

NOTE: The document type selected in the Samsara app **MUST** match the document type in Transport Pro. Administrators should have the ability to manage document types in the Samsara app if needed.



Once the driver selects the document type, they will be prompted to enter the **Transport Pro Load ID** and then click “**Submit.**”

This will effectively upload the document(s) to the appropriate load inside of your Transport Pro system, and your billing person should now be able to see that the documents for the load have been received, so they can begin their billing process.

NOTE: In the case that the driver accidentally mislabels a document or there is a mismatch in the doc type name, the documents will pull into Transport Pro’s Imaging module, where a back office user will be able to review and index the documents correctly.

It’s best practice to check the Imaging module on a daily basis for any documents that may have come over mislabeled. These images can be found under Imaging>Image Indexing.

Load Summary

Customer Rate Confirmation


Billing Packet Preview

EDI Status Update History

Create Load Summary

Carrier Capacity Tools

Required Documents



Bill of Lading

Information

Load ID	3548
Pick Up Date	06/21/2023
Delivery Date	06/22/2023
Load Status	Delivered, Documents Received, Billing Open

Shipper

KK Shipping Plus

Attn: Freight Payables

PO Box 55555

Mount Juliet, TN 37122

Email:

123@gmail.com

Fax Number

555-555-5987

Instructions/Directions

See Garriss once you arrive

If you have any questions about this integration, or would like to request this integration to be set up for your operation, please let us know by emailing our support team at support@transportpro.net.